

MODEL 428 TOUCH-TO-TALK STAND

The Electro-Voice microphone stand, Model 428 is designed for any standard microphone mount which has 5/8"-27 threads. Switch is a blade type, double-pole double-throw, actuated by the plastic lever. By removing the aluminum shield, the switch terminals are readily accessible for soldering. Finished in satin chrome; gray plastic switch lever with locking button. 7 in. high with 5-1/8 in. base diameter. Net weight 1-3/4 lb.

WIRING. The switching facilities of the Model 428 provide control of the microphone circuit itself as well as external relay operated equipment. A typical arrangement is shown in Figure 2.

When wired in this way, the microphone circuit normally is shorted. When the switch is depressed, contacts are opened and the microphone operates. In instances where multiple microphones are used with the same amplifier input, the shorting connections on one microphone will short them all. In this case, the switch should be wired so that the contacts "make" the microphone circuit rather than breaking a ground connection.

The other set of contacts is designed to actuate external relay equipment when the switch is depressed. Both make and break contacts are available. If the switch is used to break into an inductive circuit carrying substantial power, care should be taken to bypass the circuit at its source to prevent arcing.

SPECIFICATIONS

Material: Diecast zinc and plastic
 Finish: Satin chrome and gray
 Dimensions: Height; 7 in. Base Diameter; 5-1/8 in.
 Weight: 1-3/4 lbs.

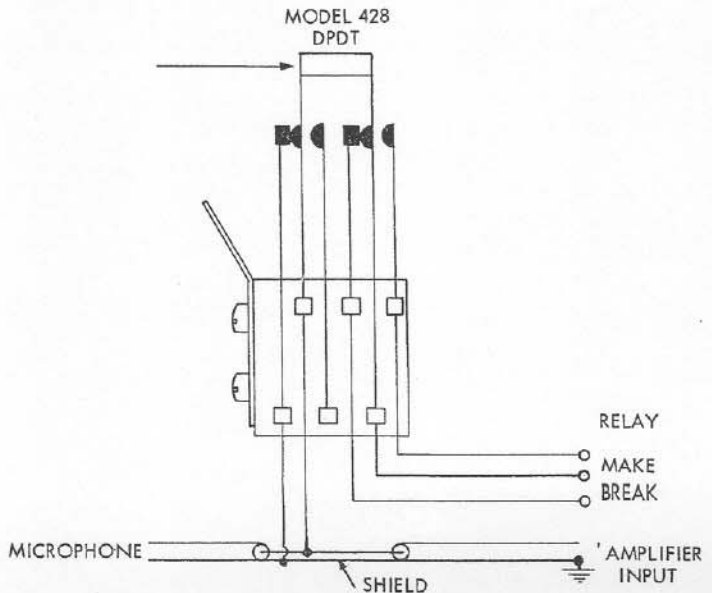


FIGURE 2

FEATURES

- Strong Die-Cast Zinc
- Satin Chrome Plated
- Standard Microphone Mounts

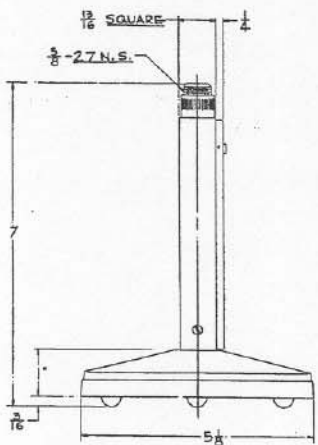


FIGURE 3 - DIMENSIONS

MODEL 425 DELUXE FLOOR STAND

The Model 425 DeLuxe Floor Stand (See Figure 4) has a modern diecast base. A button at the top gives one-hand height control from 37 in. to 66 in. Locks automatically on release. The shaft can be rotated without adjusting devices. Locking-type adjustable legs permit the stand to be placed flush against the wall, fold for compact storage.

SPECIFICATIONS

Dimensions: Base: Three-leg spread 17 in.
 Rise: From 37 in. to 66 in.
 Material: Base: Diecast zinc
 Riser: Steel tubing
 Weight: 7-1/2 lb.
 Finish: Satin chrome
 Stand Threads: 5/8 in.-27

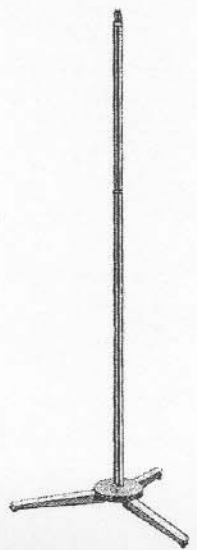


Fig. 4 - Model 425 Microphone Stand

425 AND 428 STANDS AND 448 BOOM MOUNT

MODEL 448 SWIVEL BOOM MOUNT

The Model 448 Microphone Desk Boom mount (See Figure 5) is designed specifically for the Model 648 microphone; this unit is used in applications where desk mounting is desired, and will hold the microphone 11-7/8 inches off the mounting surface. The shaft extends 4 inches below the mounting surface and has an integral swivel allowing the microphone to be swung out of the way when desired. The base is permanently secured by screws in the swivel flange with the MC-2 M cable connector extending through the mounting surface allowing cable to be attached with ease.

SPECIFICATIONS

Cable Connector: Amphenol MC-2M
Dimensions: Diameter: 5/8 in., Length: 20-9/16 in. with 62° bend 4-9/16 in. from base
Material: Steel
Finish: Satin chrome
Weight: 1 lb. 5 oz.

WARRANTY

The model 428, 425, and 448 microphone stands or accessories are guaranteed against defects in workmanship and material.

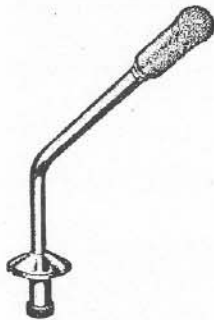


Fig. 5 - Model 448 Boom Mount

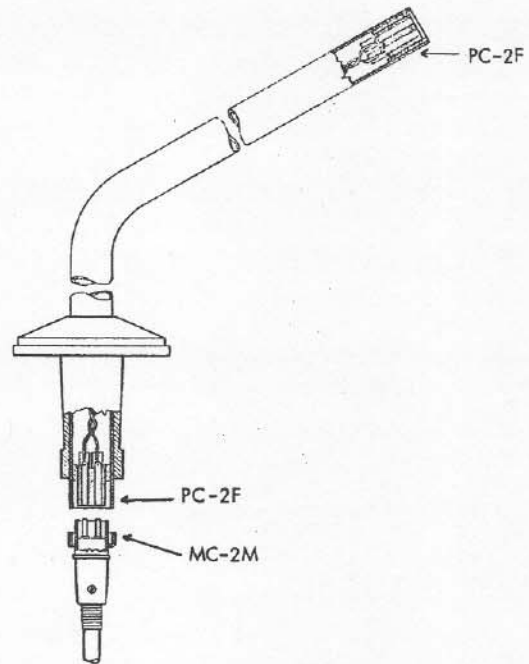


Fig. 6 - Model 448 Wiring Diagram