

12-Inch Two-Way Full-Range Passive or Active Speaker System



Key Features

- **Compact, Easily Arrayable Cabinets**
- **RMD™ –Ring Mode Decoupled**
- **2" Pure Titanium HF Compression Driver**
- **Switchable Passive or Active Operation**
- **Available in Black, White or Unfinished**
- **Cloth Coverable Grills**
- **Paintable Enclosure**
- **12 Threaded Suspension Points**



General Description

The Fri series of Professional Fixed Install Speakers deliver a broad range of performance options including multiple horn patterns, easily switchable passive or bi-amp operation, and EV's World renowned transducer technology for response that is smooth and linear. The Fri-122/85 is an economical and flexible solution for the most demanding installations. Offering superior performance, the Fri-122/85 is equipped with 12-recessed shoulder bolted suspension points for easy flying and each cabinet includes 4, 3/8" forged eye-bolts for convenience. All Fri speakers have a vertical box height of 28" allowing neat, concise and visually appealing arrays. The structural integrity of the Fri cabinets allow for vertical arrays up to 3 boxes in height. Fri speakers are specifically recommended for demanding, cost conscious installations such as Houses of Worship, Nightclubs, Live Music Venues, and multi-use spaces such as Gymnasiums and Auditoriums. All Fri speakers employ EV's exclusive Ring Mode Decoupling (RMD™) and high performance, World Class EV transducer design and technology to ensure maximum speech intelligibility and musical clarity. Additionally, all Fri systems are available in Black or White EVCoat™, and Unfinished options.

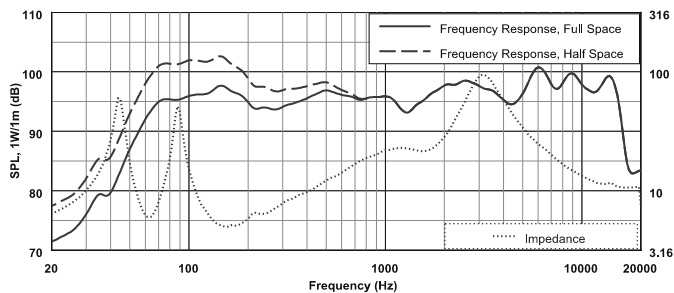
Technical Specifications

Freq. Response ¹ (-3 dB):	50 Hz - 15 kHz
Freq. Range ¹ (-10 dB):	40 Hz - 16 kHz
Max Calculated SPL:	128 dB
Horizontal Coverage:	80°
Vertical Coverage:	55°
LF Power Handling:	300W Continuous, 1200W Peak
HF Power Handling:	40W Continuous, 160W Peak
Sensitivity:	97 dB (1W/1m)
LF Transducer:	DL12BFH 12" (300mm) Driver, 8 ohms
HF Transducer:	DH2t 2" (51mm) exit Compression Driver, 8 ohms
Connectors:	Two barrier strips
Enclosure Material:	7-ply cross-grain-laminated plywood
Grille:	Powder Coated perforated 16GA steel
Environmental Spec:	IEC 529 IP24
Dim (H x W x D):	27.92" x 15.83" x 17.54" (711 x 401 x 445 mm)
Net Weight (each):	60 lbs (27.3 kg)
Shipping Weight:	72 lbs (32.7 kg)

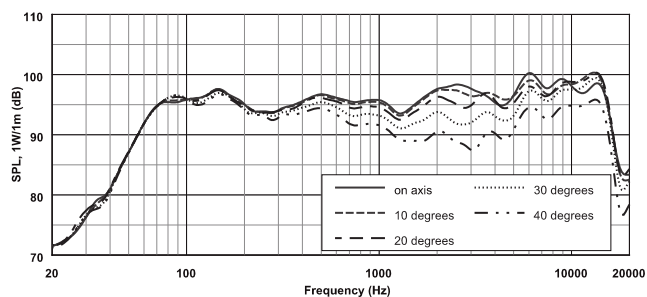
¹ Half Space Measurement.

FRI-122/85 Full Range Loudspeaker

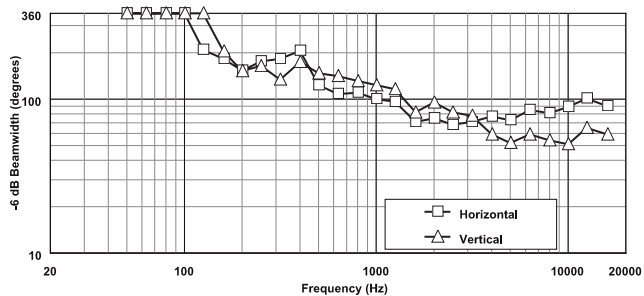
Frequency Response:



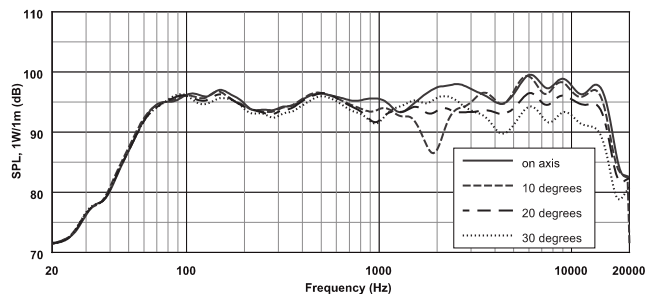
Horizontal Off Axis Frequency Response:



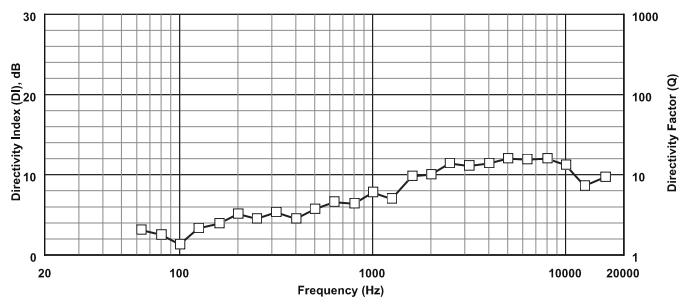
Beamwidth:



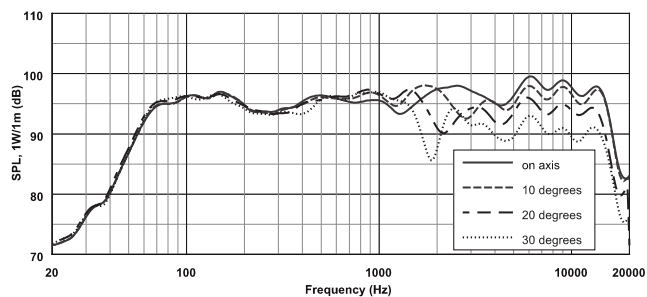
Vertical Off Axis Frequency Response (up):



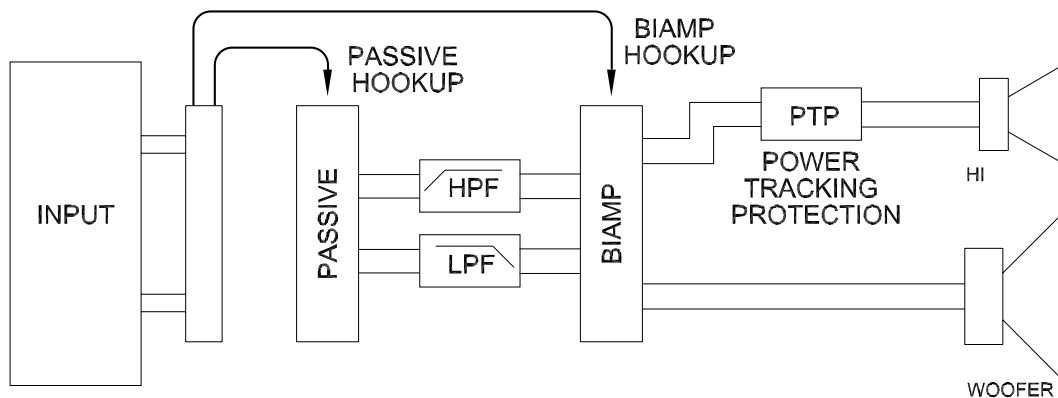
Directivity:



Vertical Off Axis Frequency Response (down):

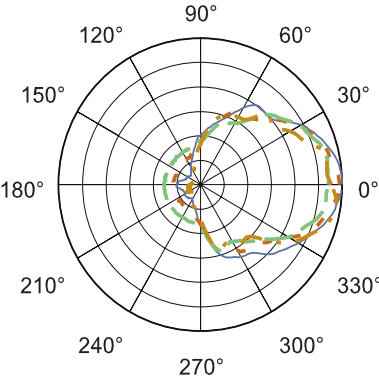
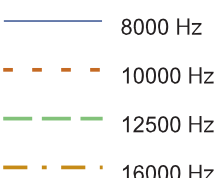
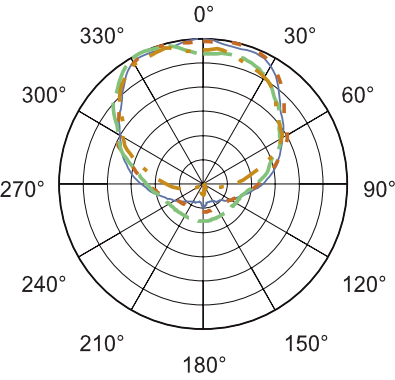
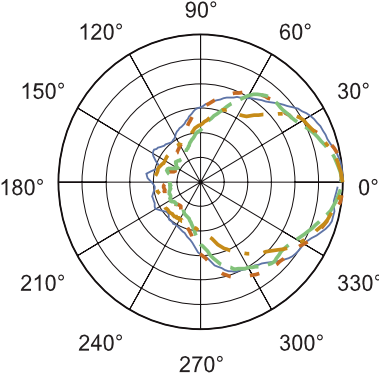
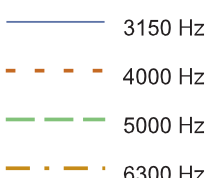
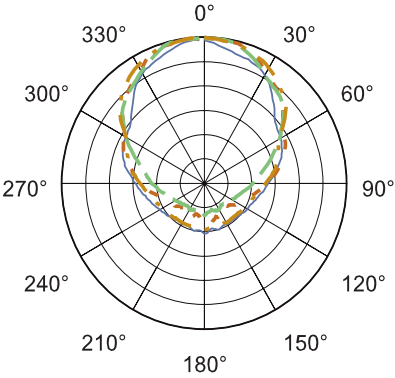
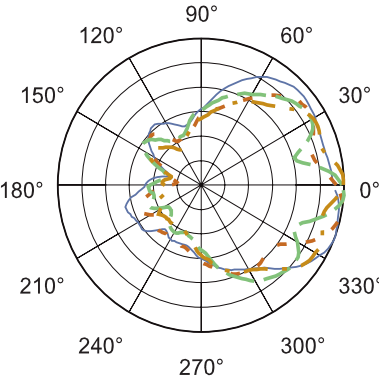
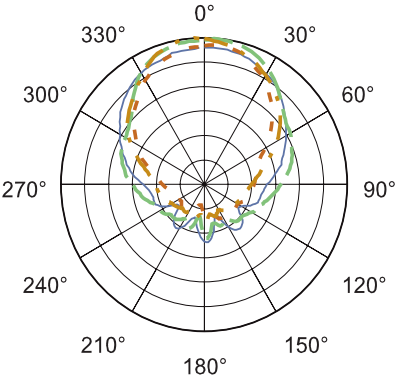
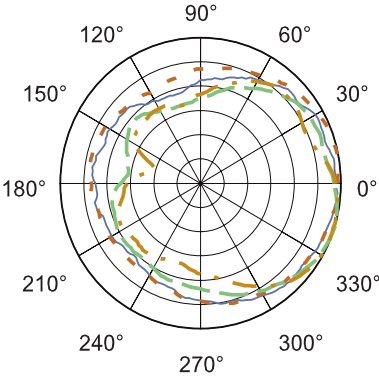
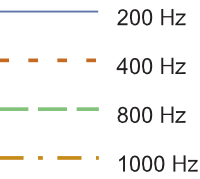
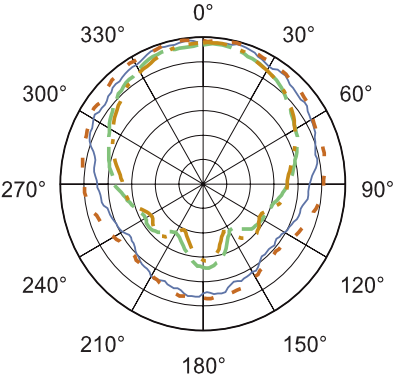


Block Diagram:



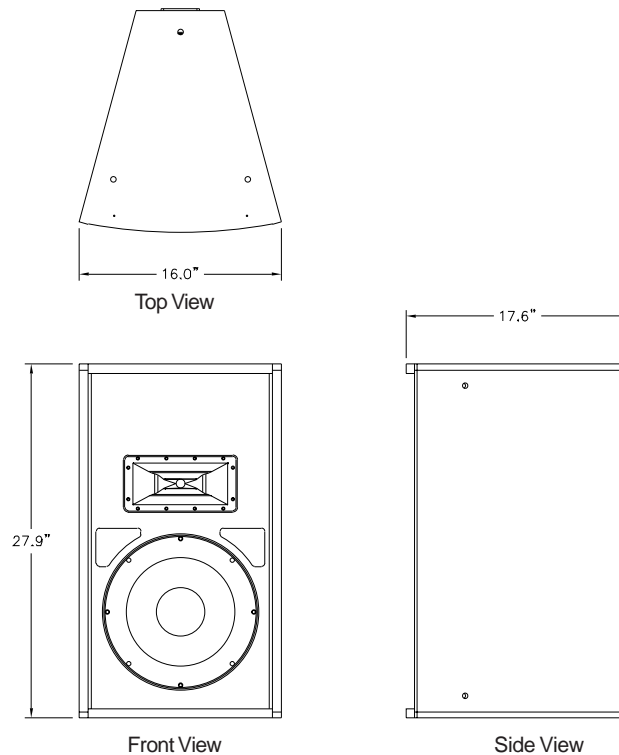
Horizontal 1/3 Octave Polars:

Vertical 1/3 Octave Polars:



Graph scales are 6 dB per division

Dimension Drawings:



Architectural & Engineering Specs:

The two-way full range loudspeaker system shall incorporate a 12" LF transducer and a 2" (51mm) voice coil HF compression driver. The LF driver shall be mounted in a vented enclosure tuned for optimum low-frequency response. The HF driver shall be loaded on a constant-directivity horn with a nominal coverage pattern of 80° (h) x 55° (v). An internal passive filter network shall provide acoustical crossover and system equalization. Input panel shall easily change from passive to biamp operation via internal connector. System frequency response shall vary no more than +/-3 dB from 50 Hz to 15 kHz measured on axis. The loudspeaker shall produce a sound pressure level (SPL) of 97 dB on axis at 1 meter. It shall handle 300 watts of amplifier power long term (EIA Standard), and shall have a nominal impedance of 8 ohms. The loudspeaker enclosure shall be trapezoidal in shape. It shall be constructed of 7-ply cross-grain-laminated plywood and shall employ extensive internal bracing. It shall be finished in aliphatic polyurethane. Input connectors shall be two at 2 terminal barrier strips. A total of twelve 3/8-16 threaded mounting/suspension points shall be provided, (three each on top and bottom, two per side, two on rear). The front of the loudspeaker shall be cloth coverable with a powder-coated perforated 16 GA steel grille.

The two-way loudspeaker shall be the Electro-Voice model FRI-122/85.

FRI-122/85 Part Numbers

- 1152-3392 - Unfinished
- 1152-3384 - Black
- 1152-3385 - White



12000 Portland Avenue South, Burnsville, MN 55337

Phone: 952/884-4051, Fax: 952/884-0043

www.electrovoice.com

© Telex Communications, Inc. 5/2005

Part Number 38110-135 Rev. B

U.S.A. and Canada only. For customer orders, contact Customer Service at:

800/392-3497 Fax: 800/955-6831

Europe, Africa, and Middle East only. For customer orders, contact Customer Service at:

+ 49 9421-706 0 Fax: + 49 9421-706 265

Other International locations. For customer orders, contact Customer Service at:

+ 1 952 884-4051 Fax: + 1 952 736-4212

For warranty repair or service information, contact the Service Repair department at:

800/685-2606

For technical assistance, contact Technical Support at: **866/78AUDIO**

Specifications subject to change without notice.